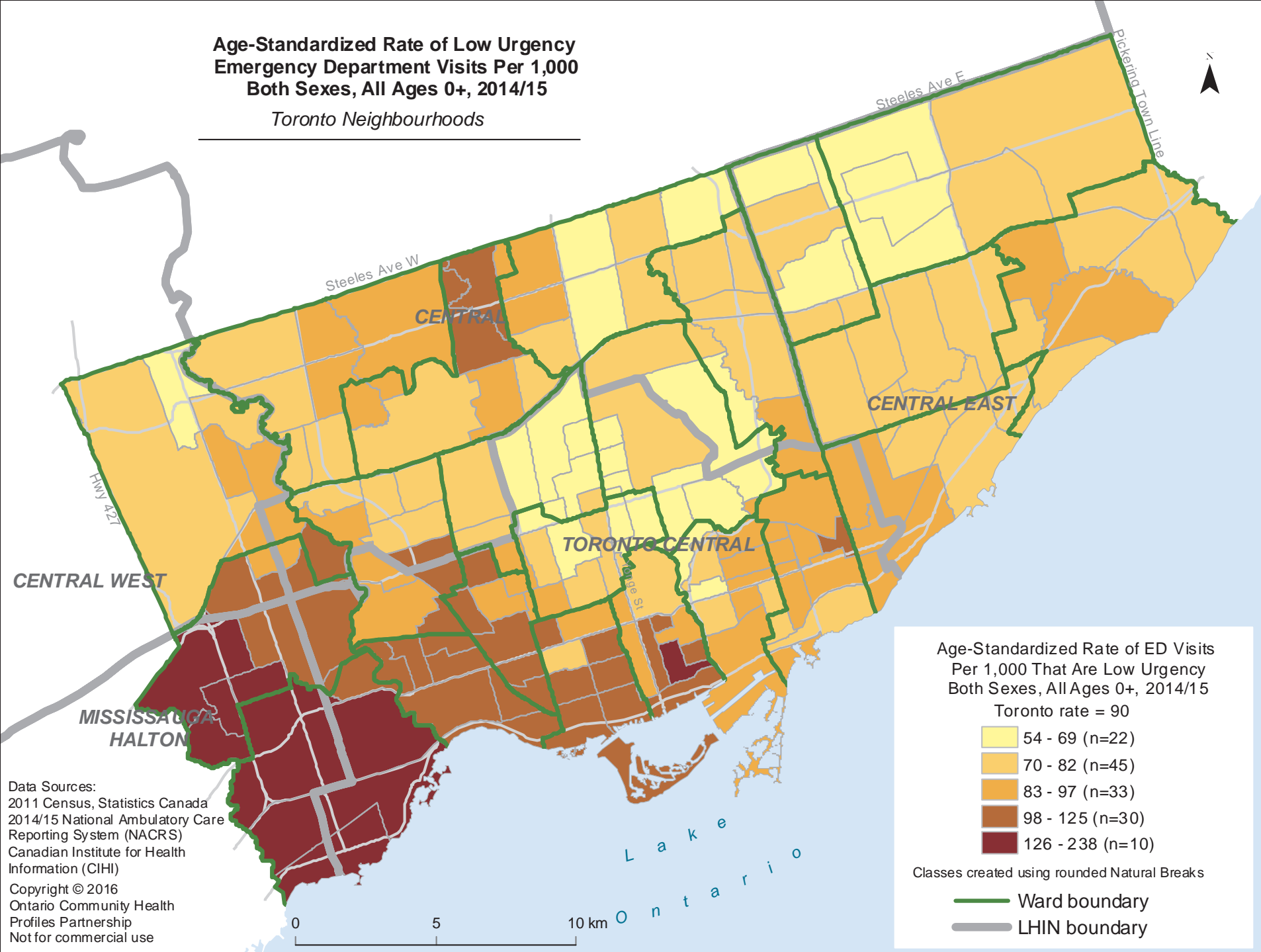



**Age-Standardized Rate of Low Urgency
Emergency Department Visits Per 1,000
Both Sexes, All Ages 0+, 2014/15**

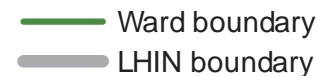
Toronto Neighbourhoods



Age-Standardized Rate of ED Visits
Per 1,000 That Are Low Urgency
Both Sexes, All Ages 0+, 2014/15
Toronto rate = 90



Classes created using rounded Natural Breaks



Data Sources:
2011 Census, Statistics Canada
2014/15 National Ambulatory Care
Reporting System (NACRS)
Canadian Institute for Health
Information (CIHI)
Copyright © 2016
Ontario Community Health
Profiles Partnership
Not for commercial use

