
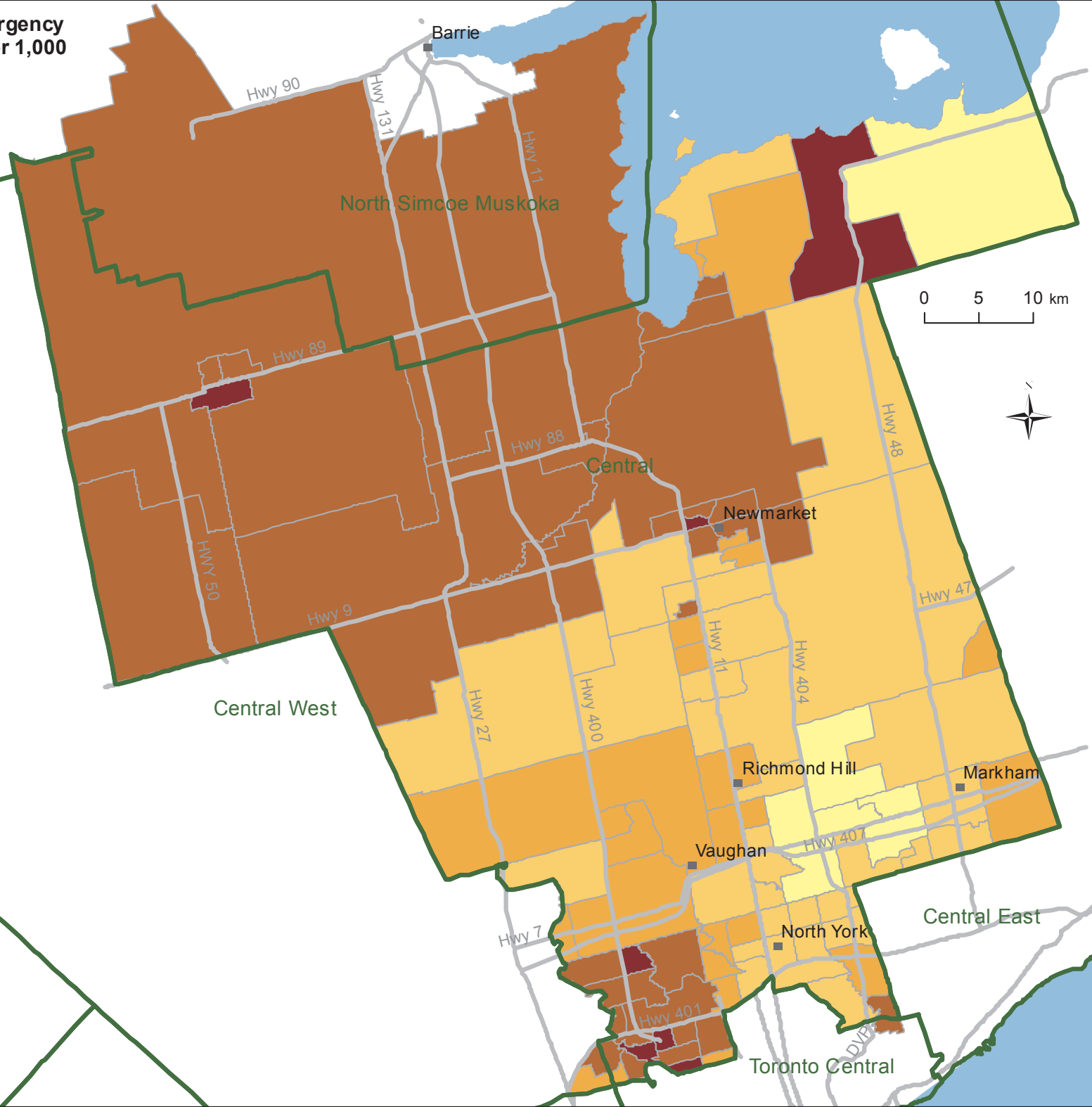
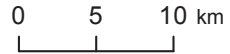


**Age-Standardized Rate of High Urgency  
Emergency Department Visits Per 1,000  
Both Sexes, All Ages 0+  
in Central LHIN, 2014/15  
by Neighbourhood**

Age-Standardized Rate of ED Visits  
Per 1,000 That Are High Urgency  
Both Sexes, All Ages 0+  
in Central LHIN, 2014/15



Classes created using Natural Breaks



Data Sources:  
2011 Census, Statistics Canada  
2014/15 National Ambulatory Care Reporting  
System (NACRS), Canadian Institute for Health  
Information (CIHI)  
Copyright © 2016  
Ontario Health Profiles  
Partnership  
Not for commercial use