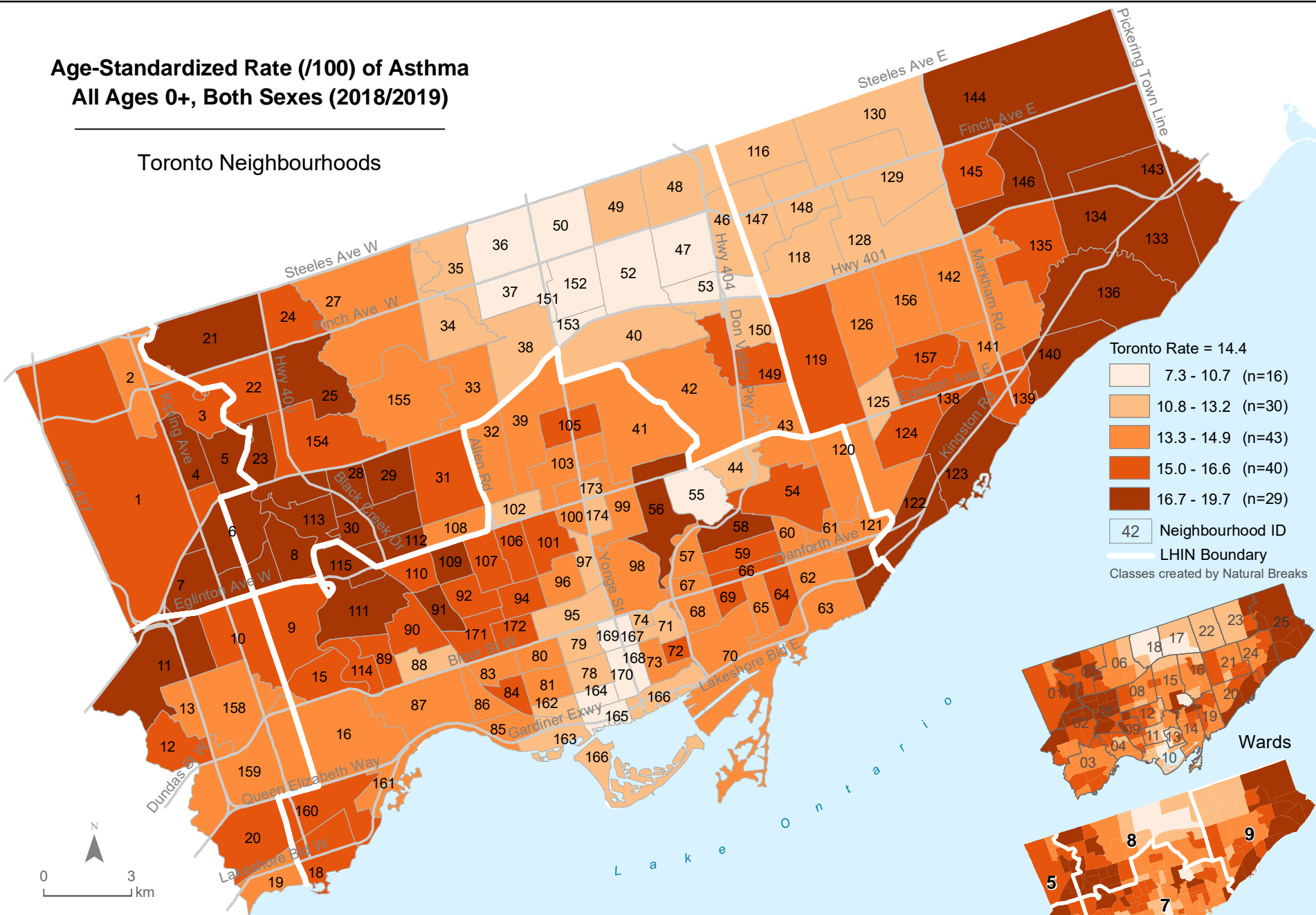


Age-Standardized Rate (/100) of Asthma All Ages 0+, Both Sexes (2018/2019)

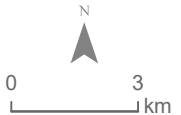
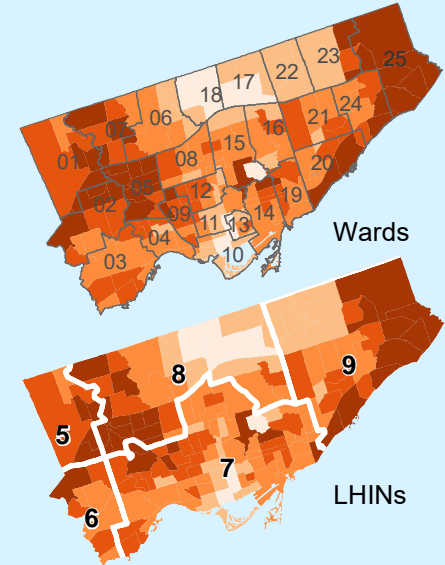
Toronto Neighbourhoods



Toronto Rate = 14.4

7.3 - 10.7 (n=16)
10.8 - 13.2 (n=30)
13.3 - 14.9 (n=43)
15.0 - 16.6 (n=40)
16.7 - 19.7 (n=29)

42 Neighbourhood ID
 LHIN Boundary
 Classes created by Natural Breaks



NOTES:
 1. Sources: Ontario Ministry of Health and Long-Term Care Registered Persons Database (RPDB); ICES validated disease registries. Refer to the "About the Data" page on the OCHPP website for additional information.
 2. These data sets were linked using unique, encoded identifiers and analyzed at ICES