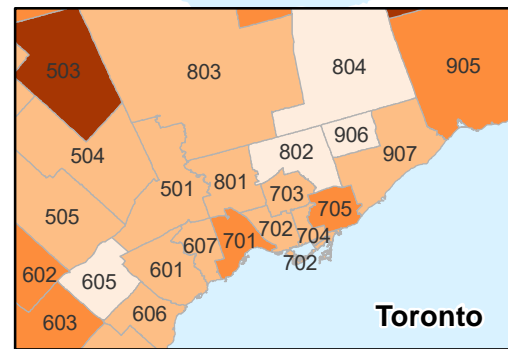
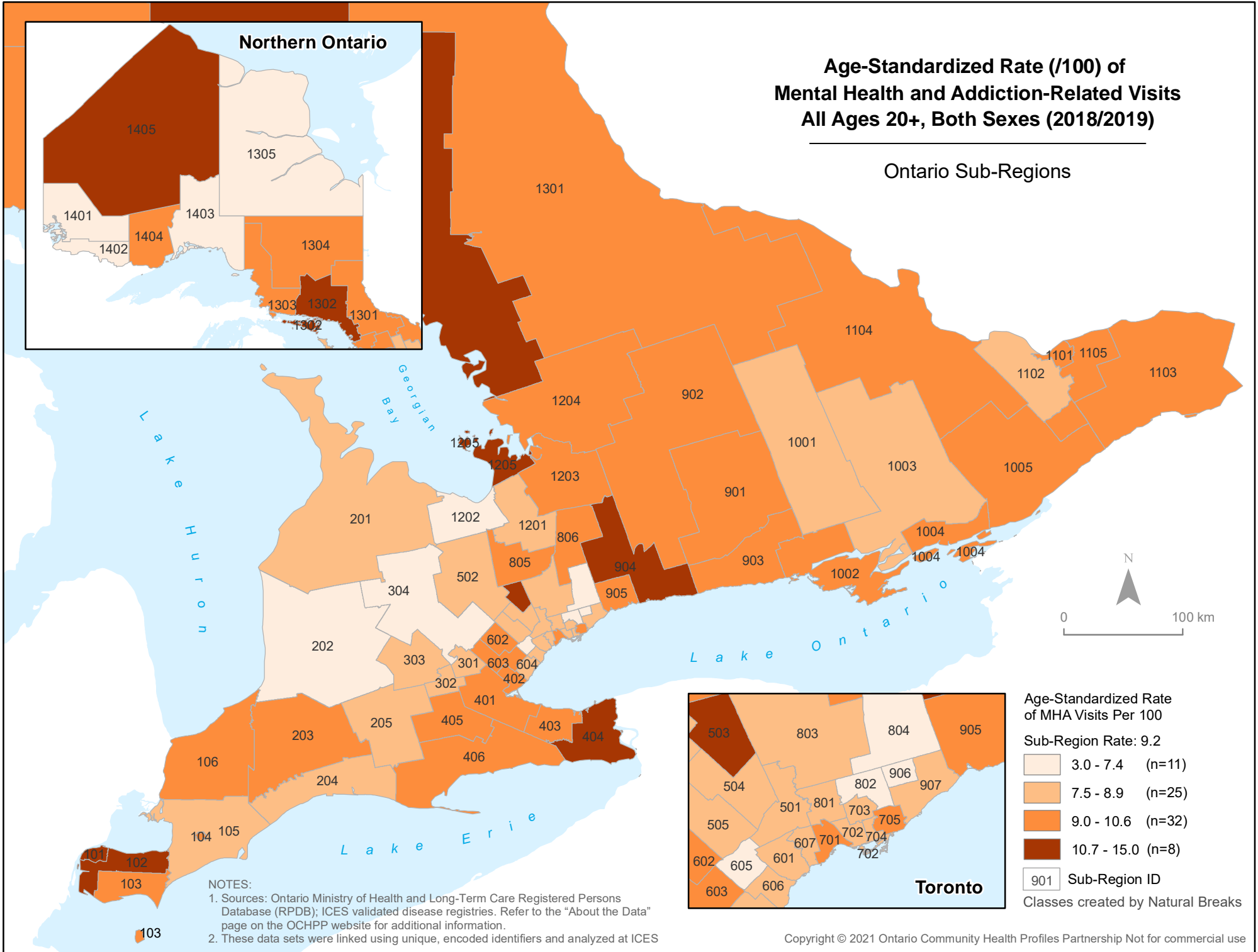
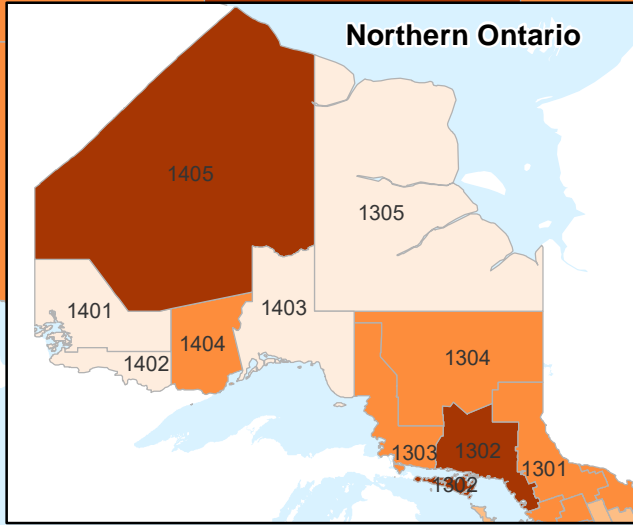


Age-Standardized Rate (/100) of Mental Health and Addiction-Related Visits All Ages 20+, Both Sexes (2018/2019)

Ontario Sub-Regions



Age-Standardized Rate of MHA Visits Per 100

Sub-Region Rate: 9.2

3.0 - 7.4	(n=11)
7.5 - 8.9	(n=25)
9.0 - 10.6	(n=32)
10.7 - 15.0	(n=8)

901 Sub-Region ID

Classes created by Natural Breaks

NOTES:
 1. Sources: Ontario Ministry of Health and Long-Term Care Registered Persons Database (RPDB); ICES validated disease registries. Refer to the "About the Data" page on the OCHPP website for additional information.
 2. These data sets were linked using unique, encoded identifiers and analyzed at ICES